

# NUP4101FCT1

## Advance Information

# 5-Pin Lateral Bi-Directional Zener Array

### Features

- Small Footprint – 51 x 51 mil
- Low Profile – < 0.6 mm
- 4 Bi-Directional Lateral Zener Array
- ESD Protection per IEC1000–4–2, MIL STD 883c

### Typical Applications

- GSM Handsets and Accessories
- Other Telephone Sets
- Computers
- Printers
- Set Top Boxes

### MAXIMUM RATINGS

Rating	Symbol	Value	Unit
IEC1000–4–2 Air Discharge IEC1000–4–2 Contact Discharge MIL STD 883c – Method 3015–6	ESD	±15 k ±8 k ±16 k	Volts
Maximum Junction Temperature	$T_{J(max)}$	150	°C

### ELECTRICAL CHARACTERISTICS

Symbol	Characteristic	Min	Typ	Max	Unit
$V_Z$	@ 1 mA	15	TBD	–	V
$I_R$	@ 3 V	–	–	TBD	μA
Capacitance	@ 0 V Bias	–	TBD	25	pF



ON Semiconductor®

<http://onsemi.com>

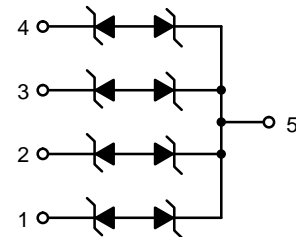
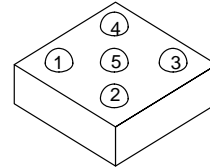


Figure 1. Schematic

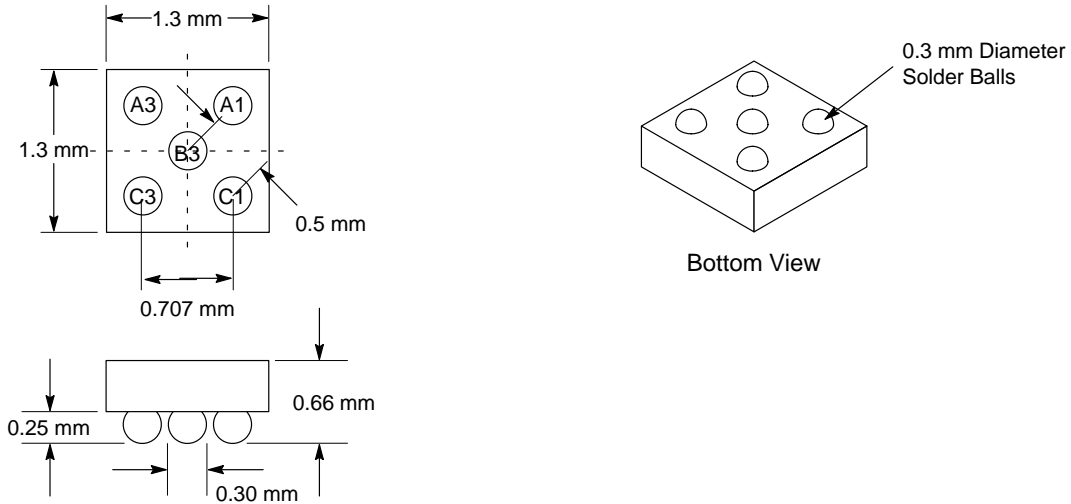
### ORDERING INFORMATION


There is no ordering information available at this time. This data sheet is preliminary in nature.

This document contains information on a new product. Specifications and information herein are subject to change without notice.

# NUP4101FCT1

## PACKAGE DIMENSIONS



**ON Semiconductor** and  are registered trademarks of Semiconductor Components Industries, LLC (SCILLC). SCILLC reserves the right to make changes without further notice to any products herein. SCILLC makes no warranty, representation or guarantee regarding the suitability of its products for any particular purpose, nor does SCILLC assume any liability arising out of the application or use of any product or circuit, and specifically disclaims any and all liability, including without limitation special, consequential or incidental damages. "Typical" parameters which may be provided in SCILLC data sheets and/or specifications can and do vary in different applications and actual performance may vary over time. All operating parameters, including "Typicals" must be validated for each customer application by customer's technical experts. SCILLC does not convey any license under its patent rights nor the rights of others. SCILLC products are not designed, intended, or authorized for use as components in systems intended for surgical implant into the body, or other applications intended to support or sustain life, or for any other application in which the failure of the SCILLC product could create a situation where personal injury or death may occur. Should Buyer purchase or use SCILLC products for any such unintended or unauthorized application, Buyer shall indemnify and hold SCILLC and its officers, employees, subsidiaries, affiliates, and distributors harmless against all claims, costs, damages, and expenses, and reasonable attorney fees arising out of, directly or indirectly, any claim of personal injury or death associated with such unintended or unauthorized use, even if such claim alleges that SCILLC was negligent regarding the design or manufacture of the part. SCILLC is an Equal Opportunity/Affirmative Action Employer.

### PUBLICATION ORDERING INFORMATION

#### Literature Fulfillment:

Literature Distribution Center for ON Semiconductor  
P.O. Box 5163, Denver, Colorado 80217 USA  
Phone: 303-675-2175 or 800-344-3860 Toll Free USA/Canada  
Fax: 303-675-2176 or 800-344-3867 Toll Free USA/Canada  
Email: ONlit@hibbertco.com

**N. American Technical Support:** 800-282-9855 Toll Free USA/Canada

**JAPAN:** ON Semiconductor, Japan Customer Focus Center  
4-32-1 Nishi-Gotanda, Shinagawa-ku, Tokyo, Japan 141-0031  
Phone: 81-3-5740-2700  
Email: r14525@onsemi.com

**ON Semiconductor Website:** <http://onsemi.com>

For additional information, please contact your local Sales Representative.